

Scaled data based on original data using
LM-79-08 Approved Method: Electrical and Photometric Measurements of Solid-
State Lighting Products

Test Report Prepared for
Cooper Lighting Solutions
(formerly Eaton)

Brand: McGRAW-EDISON

Report Number: P385582

Luminaire Tested: **GWC-SA1A-827-U-T2-HSS**

Issue Date: 3/3/2020

Test Information

Test Method: LM-79-08
Report Number: P385582
TEST IS SCALED FROM IESNA LM-79-08 TEST DATA (G2-1903-205-13)
Test Lab: INNOVATION CENTER
Issue Date: 3/3/2020
Manufacturer: COOPER LIGHTING SOLUTIONS (FORMERLY EATON)
Product Line: MCGRAW-EDISON
Catalog Number: GWC-SA1A-827-U-T2-HSS
Description: GALLEON WALL LUMINAIRE
(1) 80 CRI, 2700K, 615mA LIGHTSQUARE WITH 16 LEDS AND TYPE II OPTICS WITH HOUSE SIDE SHIELD
Light Source: -
Ballast/Driver: ELECTRONIC DRIVER

Summary

Lumens per Lamp: N/A
Luminaire Lumens: 2602 lumens
Efficiency: N/A
Efficacy: 76.5 lumens/watt
Luminous Opening: Rectangular (W 0.5' x L: 0.5' x H: 0')
IES Classification: Type II - Medium
BUG Rating: B0 - U0 - G1

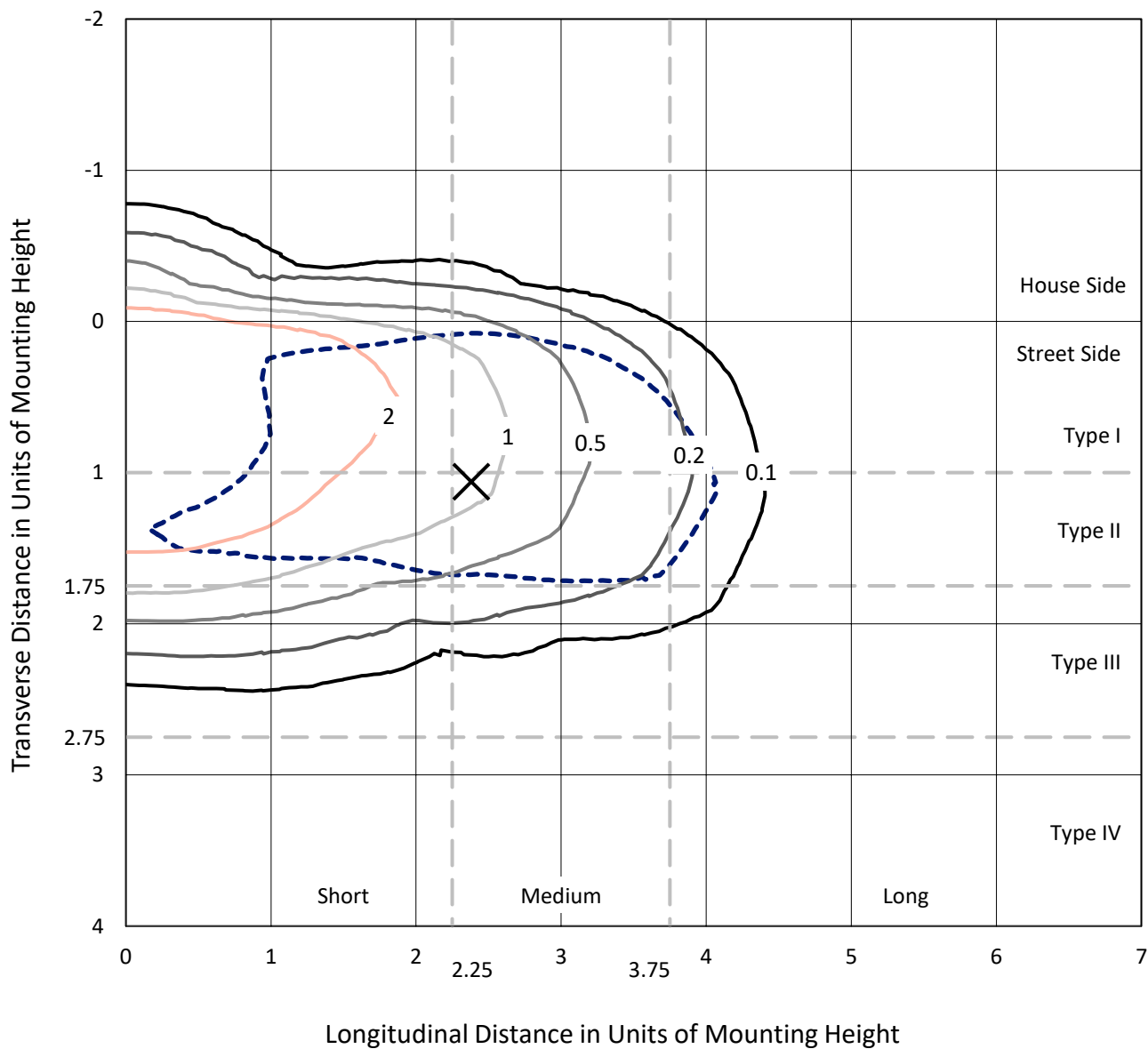
Input Watts (W): 34
Input Voltage (V): NR
Input Current (A_{in}): NR
Voltage Rise (V): NR
Power Factor: NR
Total Harmonic Distortion (THDi): NR
Frequency (hertz): 60
Stabilization Time: NR
Operation Time: NR
Ambient Temperature (°C): NR
Test Distance: 24 FT



REPORT NUMBER: P385582
 CATALOG NUMBER: GWC-SA1A-827-U-T2-HSS

Iso-Footcandle Lines of Horizontal Illumination

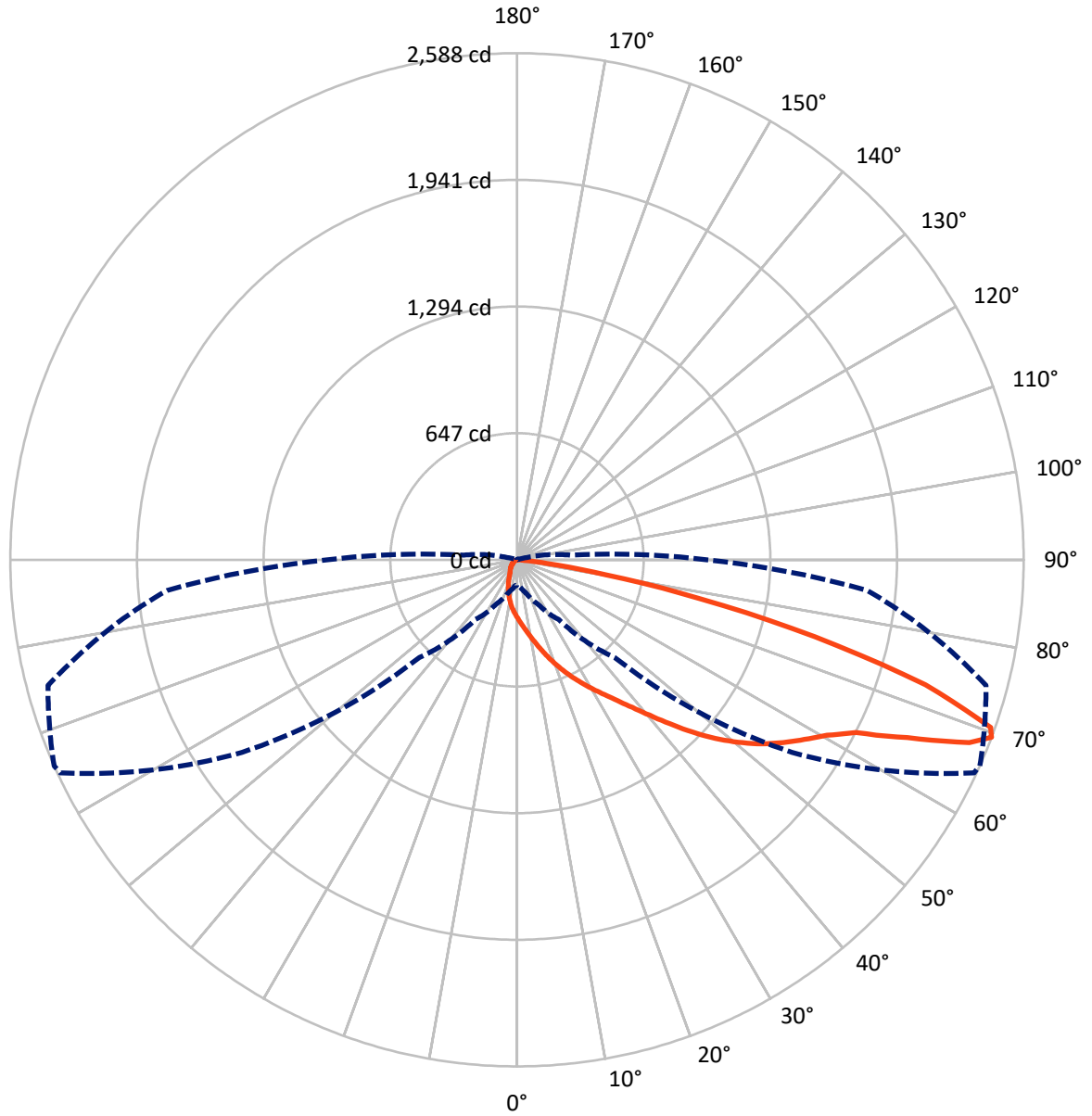
✕ Max cd
 - - - 1/2 Max cd



Based on 10 foot mounting height. Maximum calculated value = 4.9 fc
 Type II - Medium - N/A

REPORT NUMBER: P385582
CATALOG NUMBER: GWC-SA1A-827-U-T2-HSS

Luminous Intensity Polar Plot



— Vertical Plane Through 66-Deg Lateral - - - Horizontal Cone Through 69-Deg Vertical

REPORT NUMBER: P385582

CATALOG NUMBER: GWC-SA1A-827-U-T2-HSS

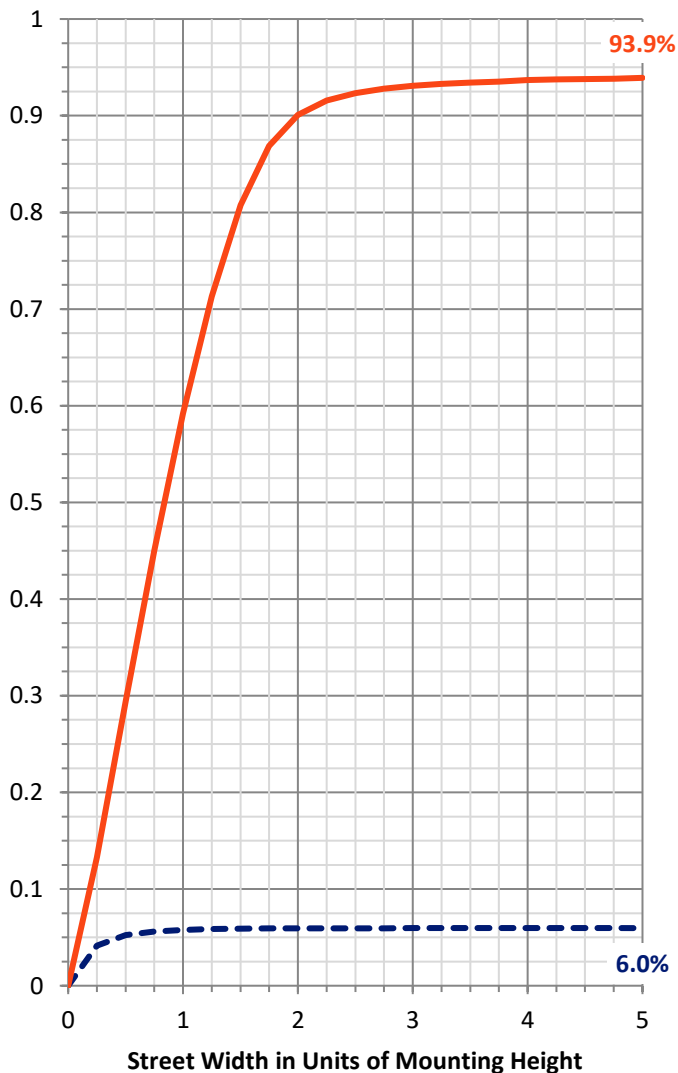
FLUX DISTRIBUTION:

		Downward	Upward	Total
House Side	Lumens	156.1	0.0	156.1
	% Fixture	6.0	0.0	6.0
Street Side	Lumens	2445.9	0.0	2445.9
	% Fixture	94.0	0.0	94.0
Total	Lumens	2602.0	0.0	2602.0
	% Fixture	100.0	0.0	100.0

ZONAL LUMENS:

Zone	Lumens	% Fixture
0°-10°	28.6	1.1
10°-20°	85.2	3.3
20°-30°	148.3	5.7
30°-40°	260.3	10.0
40°-50°	435.7	16.7
50°-60°	640.4	24.6
60°-70°	657.5	25.3
70°-80°	324.6	12.5
80°-90°	21.5	0.8
90°-100°	0.0	0.0
100°-110°	0.0	0.0
110°-120°	0.0	0.0
120°-130°	0.0	0.0
130°-140°	0.0	0.0
140°-150°	0.0	0.0
150°-160°	0.0	0.0
160°-170°	0.0	0.0
170°-180°	0.0	0.0
0°-90°	2602.0	100.0
0°-180°	2602.0	100.0

Coefficient of Utilization



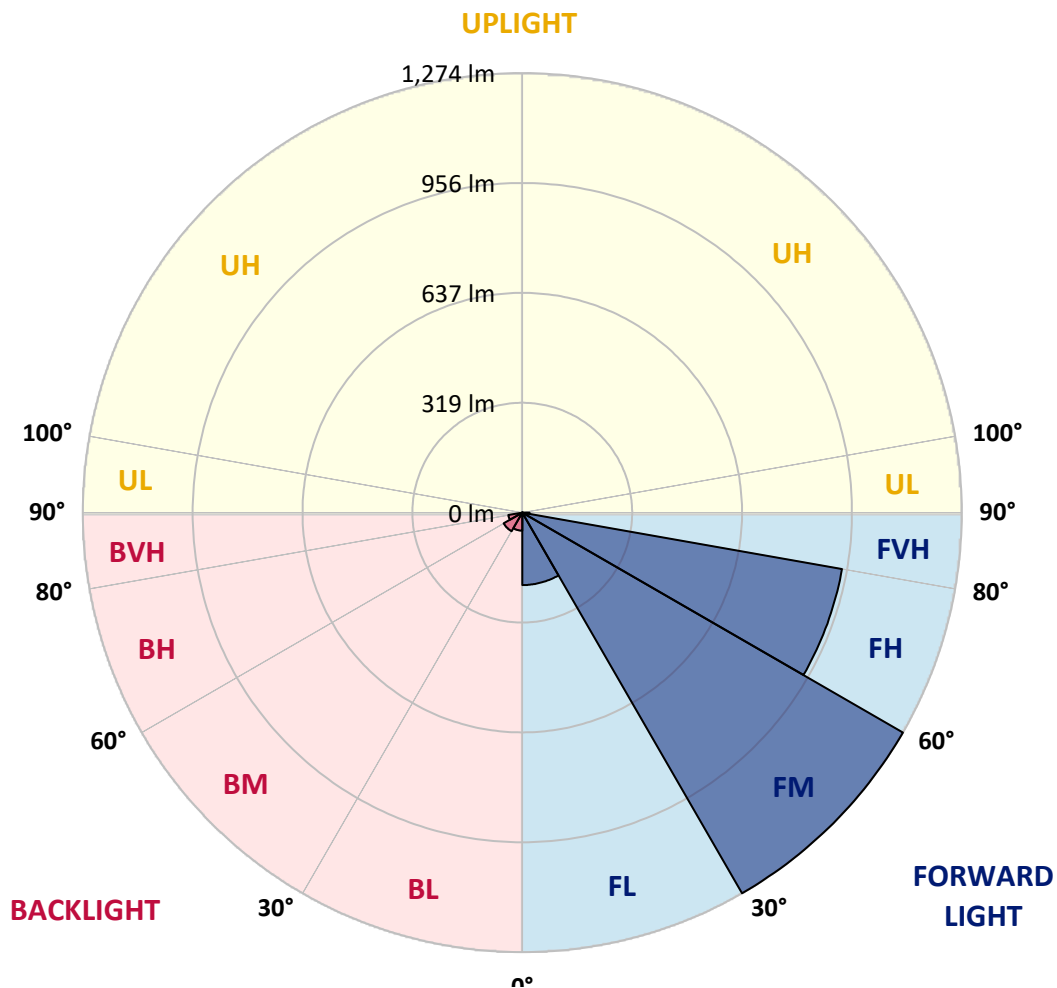
REPORT NUMBER: P385582

CATALOG NUMBER: GWC-SA1A-827-U-T2-HSS

LUMINAIRE CLASSIFICATION SYSTEM LUMEN TABLE AND BUG RATING:

Zone	Lumens	% Fixture	Zone Rating/Lumen Limit		
			B	U	G
FL (0°-30°)	210.0	8.1			
FM (30°-60°)	1274.1	49.0			
FH (60°-80°)	941.0	36.2			G1/1800
FVH (80°-90°)	20.9	0.8			G1/100
BL (0°-30°)	52.2	2.0	B0/110		
BM (30°-60°)	62.2	2.4	B0/220		
BH (60°-80°)	41.1	1.6	B0/110		G0/110
BVH (80°-90°)	0.5	0.0			G0/10
UL (90°-100°)	0.0	0.0		U0/0	
UH (100°-180°)	0.0	0.0		U0/0	

BUG Rating: B0-U0-G1
 Type II Medium





REPORT NUMBER: P385582
 CATALOG NUMBER: GWC-SA1A-827-U-T2-HSS

CANDELA DISTRIBUTION (FULL):

	0°	5°	15°	25°	35°	45°	55°	65°	66°	75°	85°
0°	296.1	296.1	296.1	296.1	296.1	296.1	296.1	296.1	296.1	296.1	296.1
2.5°	348.5	347.0	346.4	343.7	339.0	335.4	328.5	320.5	319.0	311.2	301.7
5°	393.8	392.5	391.6	387.8	383.0	374.0	361.4	346.4	343.6	328.7	309.7
7.5°	425.3	427.5	427.5	425.0	419.0	412.2	396.7	376.3	372.7	350.0	320.5
10°	443.7	446.4	448.5	450.6	449.7	447.0	432.4	409.4	405.1	375.0	332.9
12.5°	445.4	448.1	454.1	462.8	471.4	477.5	468.4	446.2	441.2	403.9	347.8
15°	435.8	438.6	447.8	464.8	485.5	503.5	506.5	486.8	481.7	438.4	366.3
17.5°	419.0	420.8	433.9	457.5	489.9	523.0	540.9	530.4	525.7	477.8	387.0
20°	406.5	407.8	419.3	444.7	487.2	535.3	573.6	576.8	571.8	520.1	409.3
22.5°	427.9	430.3	430.7	442.7	479.8	541.3	602.2	622.4	618.7	564.9	431.3
25°	486.3	489.2	479.8	472.4	486.1	544.0	626.8	669.1	666.1	613.2	453.4
27.5°	563.6	566.5	554.4	532.3	519.1	554.3	648.7	716.6	716.4	664.4	477.3
30°	639.4	642.4	630.0	607.9	577.5	583.3	667.6	766.2	767.0	717.2	502.6
32.5°	719.0	722.7	710.0	681.6	649.8	633.5	694.2	816.2	820.4	778.4	531.2
35°	809.5	810.0	792.1	762.3	725.7	700.6	736.8	872.2	882.2	854.1	567.4
37.5°	898.2	901.8	887.1	840.1	806.5	778.1	800.2	942.1	956.3	946.7	614.7
40°	964.0	971.5	969.4	918.8	886.9	866.6	879.0	1025.3	1043.3	1054.4	674.4
42.5°	1005.3	1010.9	1020.6	990.1	961.1	964.5	971.9	1122.2	1144.4	1177.3	743.0
45°	1052.6	1055.3	1063.3	1049.9	1030.4	1064.0	1070.5	1231.3	1254.7	1309.4	819.1
47.5°	1110.4	1116.9	1119.1	1106.7	1097.8	1152.0	1165.6	1330.5	1363.3	1450.9	899.7
50°	1184.1	1185.8	1189.7	1181.6	1172.7	1227.6	1250.8	1434.7	1464.5	1592.9	979.2
52.5°	1256.1	1262.3	1275.7	1270.6	1267.0	1292.0	1326.8	1528.7	1561.9	1711.3	1058.5
55°	1276.9	1282.2	1328.3	1359.8	1389.0	1371.3	1399.5	1612.8	1648.8	1817.1	1134.9
57.5°	1194.0	1204.7	1284.6	1366.6	1487.6	1494.7	1499.4	1699.2	1731.5	1898.2	1214.4
60°	984.4	986.5	1117.5	1258.2	1471.3	1602.3	1645.2	1792.0	1819.1	1973.7	1309.5
62.5°	626.1	647.5	791.2	989.9	1298.8	1586.7	1821.6	1932.4	1942.3	2064.3	1446.0
65°	298.2	312.1	415.6	611.6	940.7	1387.4	1943.3	2186.4	2190.8	2243.9	1628.3
67.5°	165.1	171.8	221.1	329.2	550.0	981.2	1894.1	2487.2	2491.4	2427.3	1788.2
69°	129.1	134.8	173.6	248.2	372.9	705.2	1714.0	2575.3	2587.8	2479.8	1793.9
70°	109.6	115.2	149.5	209.6	299.8	544.9	1525.7	2553.4	2566.7	2474.8	1751.5
72.5°	67.1	70.3	99.6	147.6	201.0	274.1	940.9	2159.4	2181.8	2270.2	1505.3
75°	45.2	47.0	62.3	101.8	143.7	141.1	488.8	1522.1	1570.6	1765.9	1111.8
77.5°	32.4	34.0	41.8	65.9	100.7	93.2	221.3	945.9	956.3	1059.1	606.3
80°	18.4	19.9	29.5	39.2	68.3	62.2	88.0	451.8	457.0	454.2	202.4
82.5°	9.6	10.9	16.2	25.8	43.9	40.7	36.6	151.3	152.0	126.4	44.4
85°	1.9	2.2	8.0	17.7	22.6	17.7	15.0	35.5	36.2	32.0	11.0
87.5°	0.0	0.1	3.2	4.0	4.4	4.6	4.8	6.9	7.4	10.0	3.0
90°	0.0	0.0	0.0	0.0	0.0	0.0	0.0	0.0	0.0	0.0	0.0



REPORT NUMBER: P385582
 CATALOG NUMBER: GWC-SA1A-827-U-T2-HSS

CANDELA DISTRIBUTION (continued):

	90°	95°	105°	115°	125°	135°	145°	155°	165°	175°	180°
0°	296.1	296.1	296.1	296.1	296.1	296.1	296.1	296.1	296.1	296.1	296.1
2.5°	297.5	293.0	284.5	274.6	266.9	259.4	253.5	247.3	245.1	244.0	243.8
5°	300.4	291.0	273.0	254.5	239.3	224.9	214.7	204.9	200.3	198.2	197.4
7.5°	305.4	290.3	261.3	233.0	211.1	193.2	179.0	168.3	163.0	160.8	159.9
10°	311.2	289.3	247.5	210.2	182.3	163.8	149.7	139.2	133.4	130.9	129.6
12.5°	318.0	287.6	231.7	187.2	157.7	139.2	122.1	109.1	102.5	99.6	98.3
15°	326.4	285.9	215.2	165.6	136.1	113.5	94.8	86.0	84.7	84.2	84.3
17.5°	334.7	283.1	197.1	144.2	113.3	88.6	79.1	78.6	78.8	78.8	78.8
20°	342.1	277.0	177.5	125.9	91.7	74.8	72.8	71.9	71.3	70.8	70.2
22.5°	347.9	268.7	158.6	107.8	74.9	68.5	65.4	62.7	60.4	59.0	58.2
25°	351.9	257.7	141.3	90.3	67.4	62.3	56.7	52.2	48.7	46.6	45.7
27.5°	354.8	245.8	125.8	75.6	62.2	55.1	47.8	42.4	38.8	37.0	36.2
30°	356.9	232.3	112.2	66.5	56.4	47.6	39.8	34.5	31.9	30.9	30.4
32.5°	358.9	217.4	99.4	62.2	50.9	40.7	33.4	29.3	27.7	26.4	26.1
35°	363.8	203.5	87.1	57.6	45.4	34.7	28.7	25.7	24.1	23.4	23.1
37.5°	375.6	193.3	75.4	52.9	39.8	30.0	25.1	23.0	21.5	20.8	20.5
40°	394.5	188.1	65.5	47.8	34.4	26.4	22.7	20.8	19.2	18.0	17.8
42.5°	422.3	188.8	58.6	42.8	30.0	23.6	20.5	18.2	16.4	15.4	15.2
45°	456.0	194.3	53.8	37.8	26.4	21.4	18.0	15.6	14.0	13.1	12.9
47.5°	492.6	203.1	49.8	33.4	23.6	19.3	15.6	13.0	11.6	10.9	10.8
50°	531.2	211.6	45.7	29.0	21.1	17.2	13.1	10.8	9.6	9.0	8.8
52.5°	570.2	221.5	42.0	25.1	19.0	14.7	10.9	8.8	7.9	7.4	7.2
55°	612.3	228.9	38.4	22.0	16.9	12.5	9.0	7.3	6.6	5.9	5.8
57.5°	661.7	240.4	34.7	19.0	14.5	10.4	7.4	5.8	5.2	4.6	4.4
60°	728.4	253.8	30.8	16.8	11.9	8.5	6.1	4.7	4.0	3.5	3.3
62.5°	816.4	268.8	25.8	14.7	9.6	6.9	4.8	3.7	2.8	2.2	2.2
65°	928.0	293.1	21.1	12.4	7.9	5.7	3.7	2.7	1.6	1.0	1.0
67.5°	993.2	297.4	17.1	10.1	6.4	4.8	3.1	1.9	0.5	0.1	0.0
69°	972.3	273.0	14.5	8.7	5.6	4.6	2.8	1.4	0.2	0.0	0.0
70°	933.0	249.6	12.7	7.7	5.1	4.3	2.7	1.0	0.2	0.0	0.0
72.5°	770.9	177.7	9.6	5.7	3.7	3.8	2.5	0.6	0.2	0.0	0.0
75°	561.6	108.0	6.9	4.0	2.3	2.8	1.7	0.2	0.1	0.0	0.0
77.5°	312.4	50.9	4.3	2.2	1.5	1.7	0.9	0.0	0.0	0.0	0.0
80°	101.5	13.8	2.0	1.2	0.9	1.0	0.4	0.0	0.0	0.0	0.0
82.5°	18.8	4.0	1.1	0.6	0.2	0.2	0.0	0.0	0.0	0.0	0.0
85°	4.1	1.6	0.6	0.2	0.0	0.0	0.0	0.0	0.0	0.0	0.0
87.5°	1.4	0.5	0.1	0.0	0.0	0.0	0.0	0.0	0.0	0.0	0.0
90°	0.0	0.0	0.0	0.0	0.0	0.0	0.0	0.0	0.0	0.0	0.0

Signify Classified - Internal
Cooper Lighting Solutions Photometric Lab
1121 Highway 74 South
Peachtree City, GA 30269

Scaled Data Report



Report Generated By 670245982

Signify Classified - Internal
Cooper Lighting Solutions Photometric Lab
1121 Highway 74 South
Peachtree City, GA 30269

Scaled Data Report



Signify Classified - Internal
Cooper Lighting Solutions Photometric Lab
1121 Highway 74 South
Peachtree City, GA 30269

Scaled Data Report



Signify Classified - Internal
Cooper Lighting Solutions Photometric Lab
1121 Highway 74 South
Peachtree City, GA 30269

Scaled Data Report





--- HS — SS

Signify Classified - Internal
Cooper Lighting Solutions Photometric Lab
1121 Highway 74 South
Peachtree City, GA 30269

Scaled Data Report



u

Signify Classified - Internal
Cooper Lighting Solutions Photometric Lab
1121 Highway 74 South
Peachtree City, GA 30269

Scaled Data Report



Signify Classified - Internal
Cooper Lighting Solutions Photometric Lab
1121 Highway 74 South
Peachtree City, GA 30269

Scaled Data Report



(END OF REPORT)